



District Report Card: 2017


State: Tamil Nadu	District: Perambalur
Class: 3	Subject: Language
Schools: 61	Students: 1045


Participation/Coverage


Students

GENDER 	Boys		Girls	
	Number	%	Number	%
	530	50.72	515	49.28

AREA 	Rural		Urban	
	Number	%	Number	%
	975	93.30	70	6.70

CATEGORY 	SC		ST		OBC		GEN	
	Number	%	Number	%	Number	%	Number	%
	391	37.42	28	2.68	601	57.51	25	2.39

CWSN 	LD	VI	HI	S&LD	ID	Oth
	3	1	0	6	3	6

Management 	Government		Government-aided	
	Number	%	Number	%
	779	74.55	266	25.45

Average Performance of Students in Language (%)

Overall	Gender		Area		Management		Social Group			
	Male	Female	Rural	Urban	Govt.	Aided	SC	ST	OBC	GEN
67.74	68.68	66.78	68.31	59.81	67.20	69.35	67.28	65.71	68.05	69.87

Performance on Learning Outcomes (LOs)

Learning Outcomes	Description	Average Performance(%)
L304	Reads small texts with comprehension i.e., identifies main ideas, details, sequence and draws conclusions	67.85
L312	Reads printed scripts on the classroom walls: poems, posters, charts etc.	67.54

Range of Performance of Students who Answered Correctly							
Below 30%		30% - 50%		50% - 75%		Above 75%	
Number	%	Number	%	Number	%	Number	%
67	6.41	177	16.94	376	35.98	425	40.67

Lowest Performing Learning Outcomes (LOs)

1 - Reads printed scripts on the classroom walls: poems, posters, charts etc. (67.54)

2 - Reads small texts with comprehension i.e., identifies main ideas, details, sequence and draws conclusions (67.85)